



HELIDECK INFORMATION TEMPLATE

EASA AMC1 / GM1 SPA.HOFO.115

GODE WIND 1 OFFSHORE WIND FARM GMBH & CO. OHG

OWF GODE WIND 01

GOW01-Z01

HELIDECK ON FIXED NORMALLY UNATTENDED INSTALLATION (GOW01-Z01)
EDYG

REFERENCE POINT

N 54° 01.49'

E 007° 00.53'

HEIGHT (MSL)

D-VALUE

MTOW

141 ft

23 m

13,0 t

WEATHER INFORMATION

ØRSTED OPERATIONS

LIGHT CONTROL

7x 131.865 MHz

131.905 MHz

3 / 4 / 5x 131.865 MHz 100 / 30 / 10%

CORRIDOR ORIENTATION

HLD HEADING / BISECTOR

NE: 043° / 223°

SW: 046° / 226°

313°

HIGHEST OBSTACLE ON INSTALLATION

HIGHEST OBSTACLE IN THE VICINITY

ANTENNA MAST 37 ft AHLD

WTG GOW 615 ft MSL

REFUELLING

EXTERNAL PWR

LANDING NET

STATUS LIGHT

NO

YES

NO

NO

PRIMARY SYSTEM

SECONDARY SYSTEM

CO2

DRY POWDER

DIFFS
(H2O + 1% AFFF)

2x HYDRANTS
(H2O + 1% AFFF)

2x 10 kg


2x 25 kg

LIMITATIONS & NON-COMPLIANCES

REMARKS

- VFR DAY ONLY
- NO DANGEROUS GOODS TRANSPORT BY AIR TO OSS
- LIGHTNING ROD INFRINGES OBSTACLE-FREE SECTOR
DISTANCE FROM HLD: 14 METERS / HEIGHT ABOVE HLD: 1.5 METERS

- CONTACT ØRSTED OPS FOR PERMISSIONS
- SW APPROACH LIGHTS DEVIATE FROM CORRIDOR ORIENTATION BY APPROX. 3°
- FLIGHT OPS ONLY WITH CRANE RESTING CLEAR OF OBSTACLE PROTECTED SURFACES



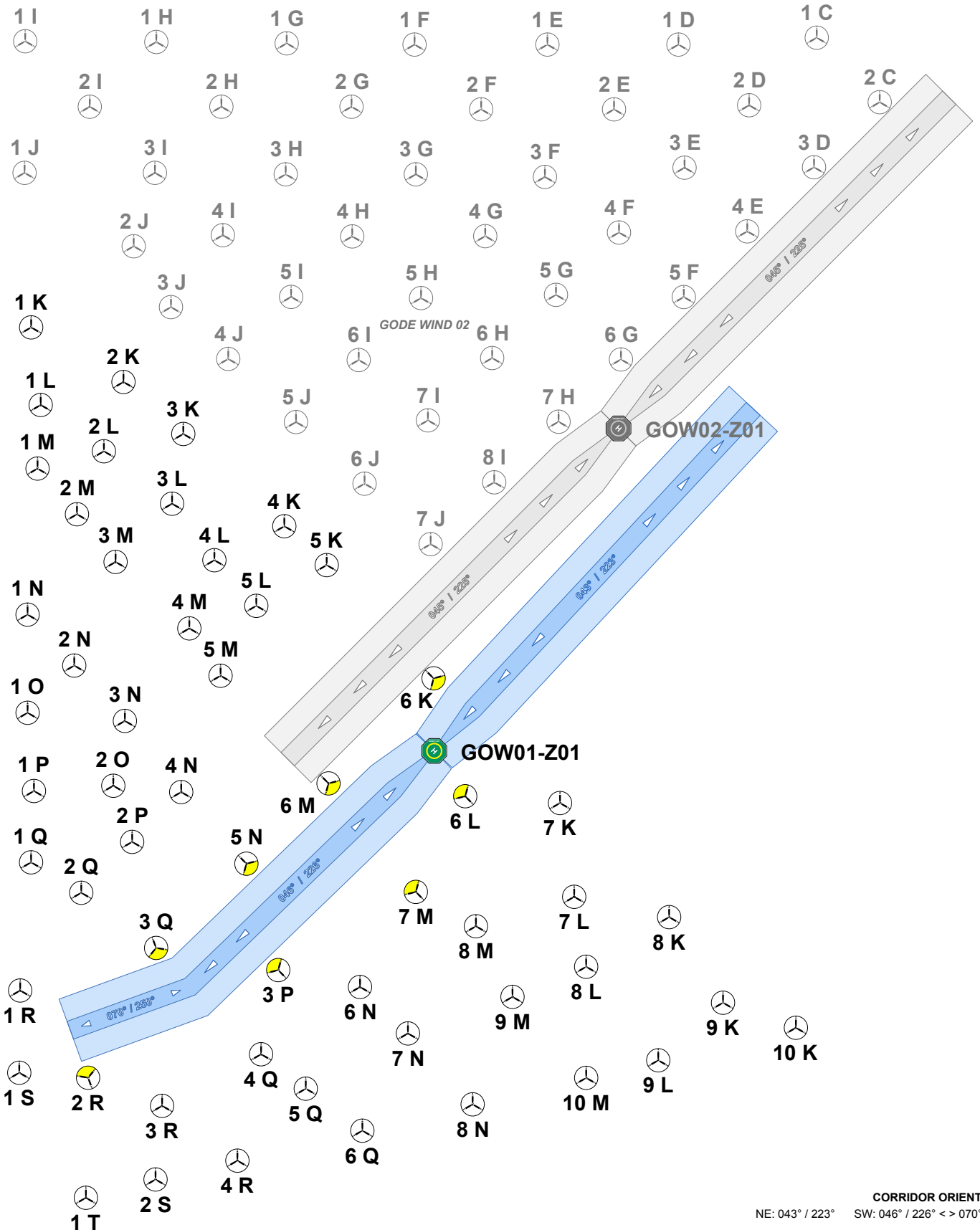


HELIDECK INFORMATION TEMPLATE

EASA AMC1 / GM1 SPA.HOFO.115

OWF GODE WIND 01 GOW01-Z01

OFFSHORE WINDFARM LAYOUT



CORRIDOR ORIENTATION
NE: 043° / 223° SW: 046° / 226° <-> 070° / 250°

BISECTOR
313°

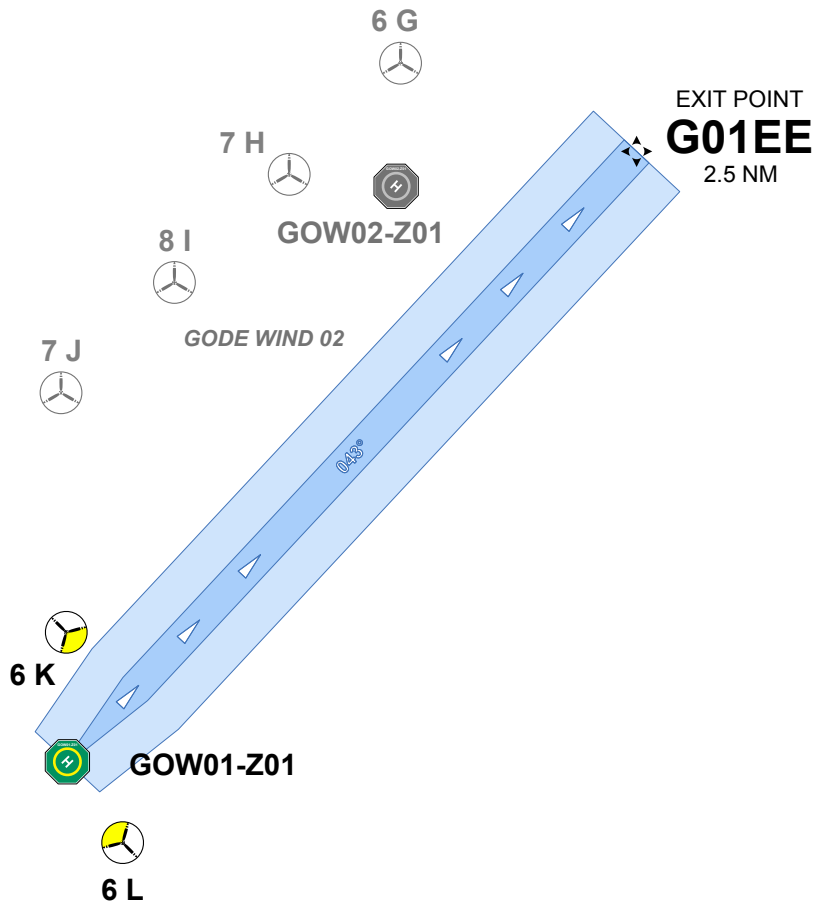


HELIDECK INFORMATION TEMPLATE

EASA AMC1 / GM1 SPA.HOFO.115

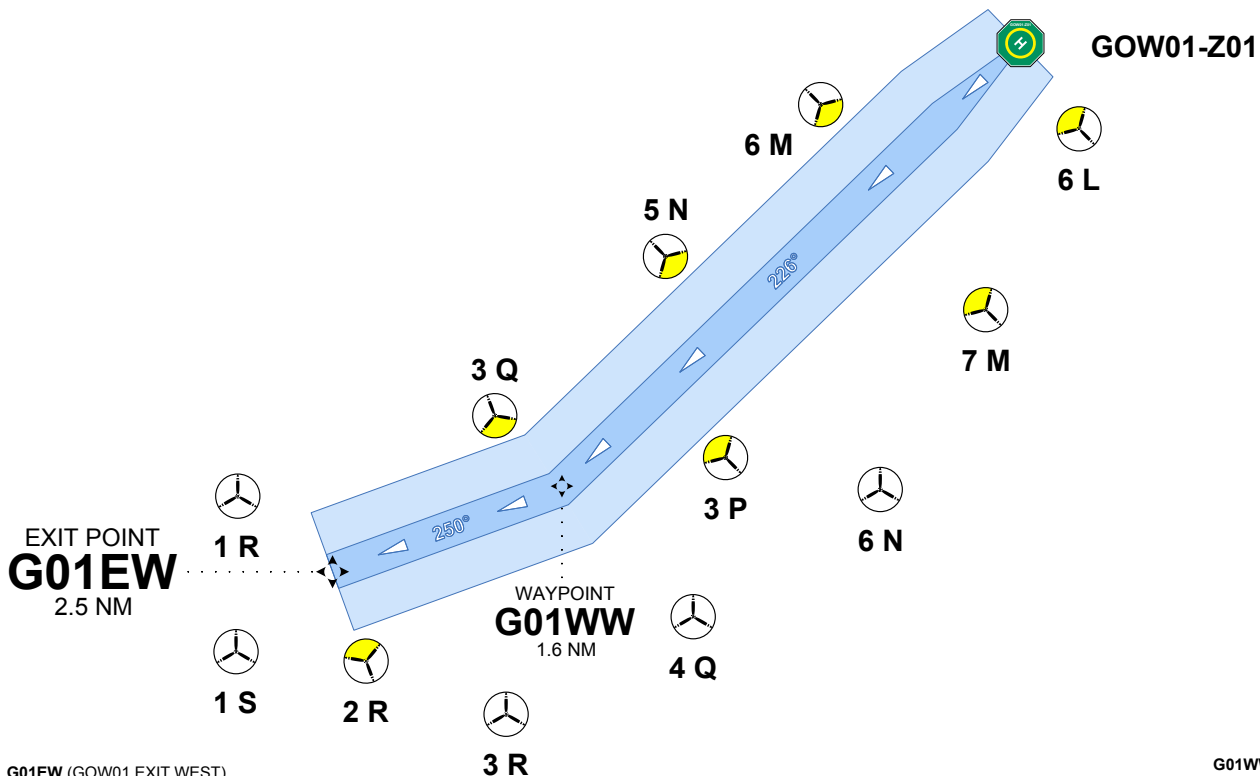
OWF GODE WIND 01 GOW01-Z01

CORRIDOR 043°



G01EE (GOW01 EXIT EAST)
 N 54° 03.29'
 E 007° 03.39'

CORRIDOR 226°



G01EW (GOW01 EXIT WEST)
 N 54° 00.07'
 E 006° 57.20'

G01WW (GOW01 WAYPOINT WEST)
 N 54° 00.36'
 E 006° 58.54'

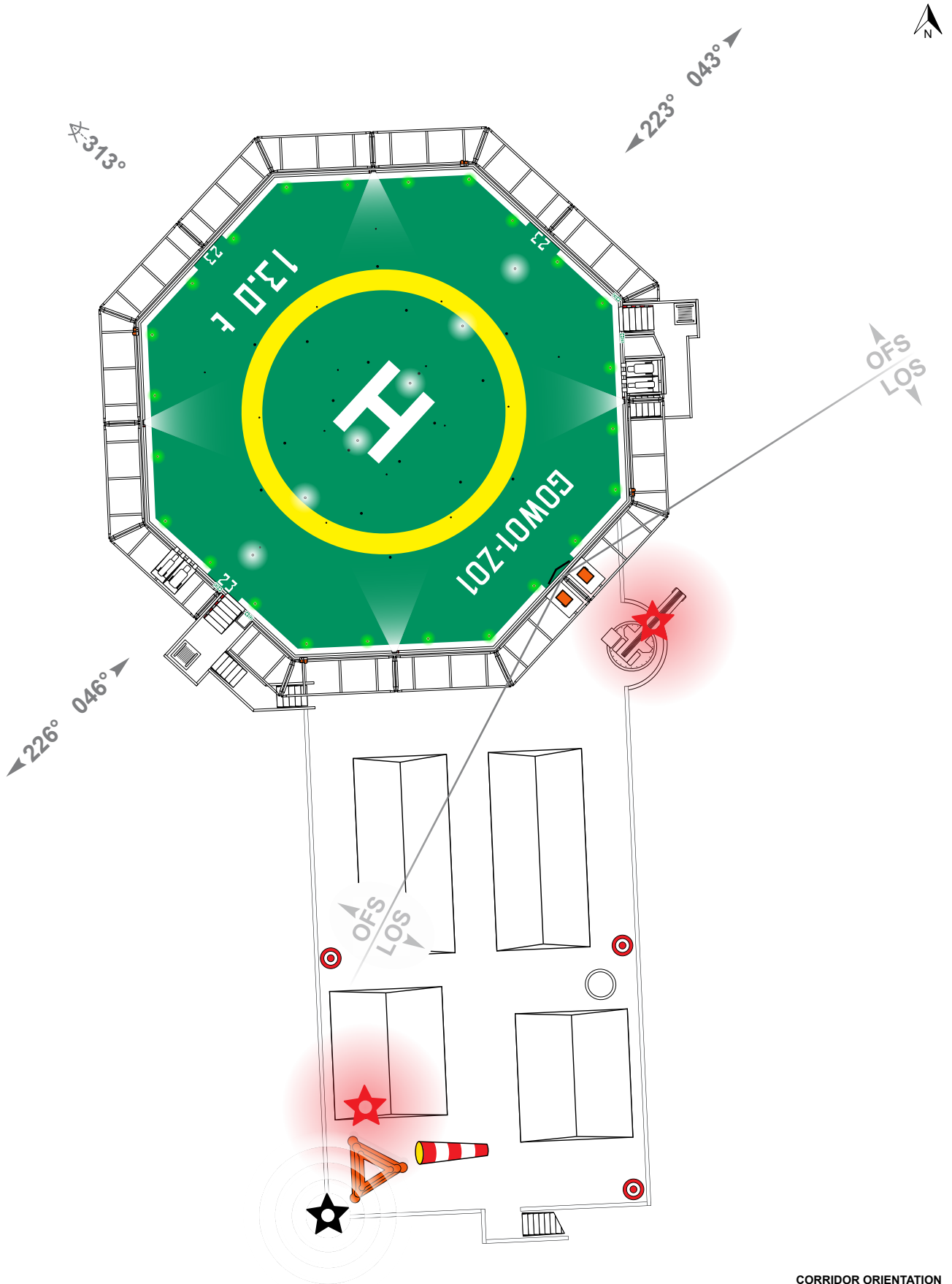


HELIDECK INFORMATION TEMPLATE

EASA AMC1 / GM1 SPA.HOFO.115

OWF GODE WIND 01 GOW01-Z01

TOP VIEW



CORRIDOR ORIENTATION

NE: 043° / 223° SW: 046° / 226° < > 070° / 250°

BISECTOR

313°

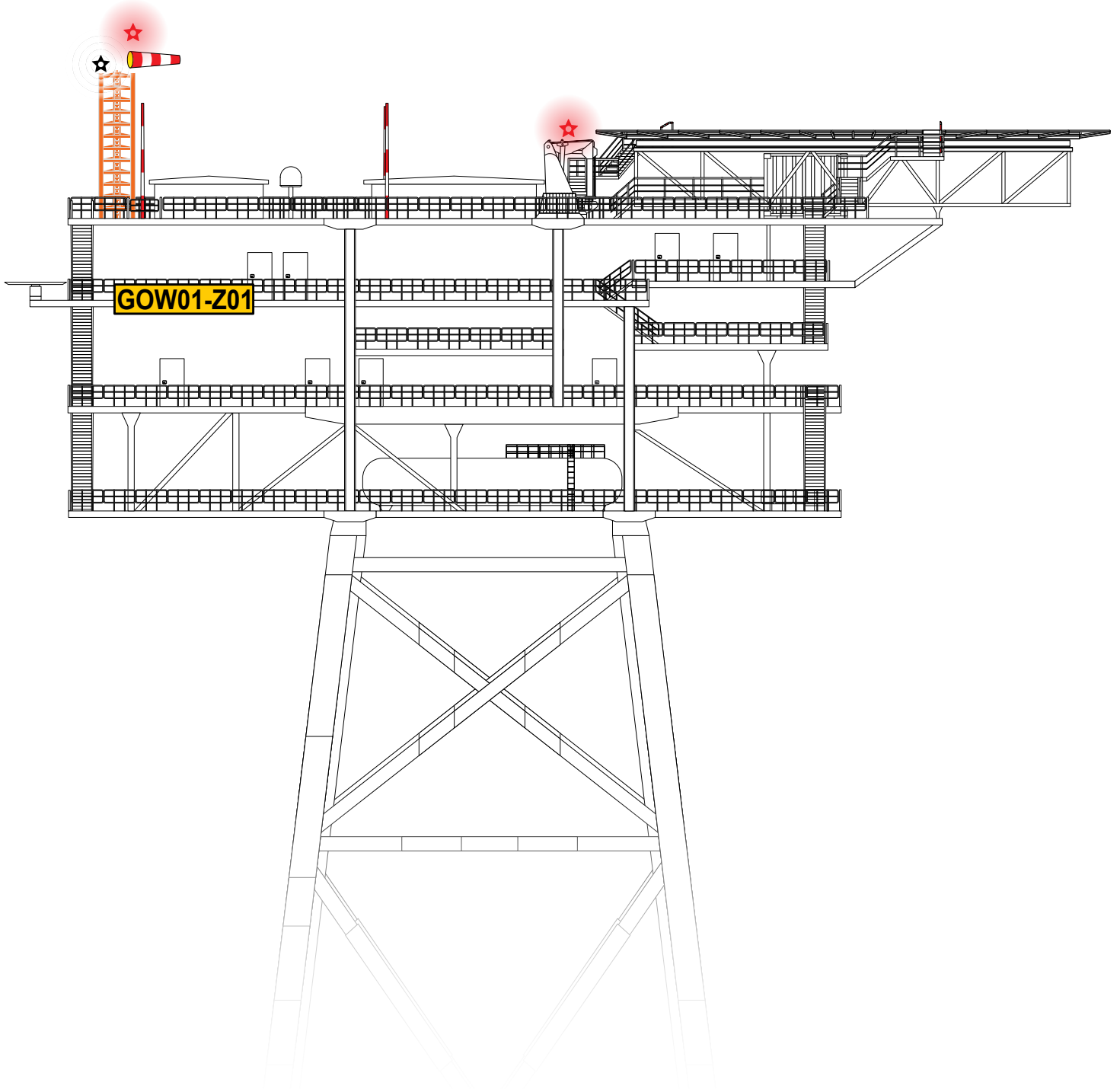


HELIDECK INFORMATION TEMPLATE

EASA AMC1 / GM1 SPA.HOFO.115

OWF GODE WIND 01 GOW01-Z01

PROFILE VIEW (EAST)



CORRIDOR ORIENTATION
NE: 043° / 223° SW: 046° / 226° <-> 070° / 250°

BISECTOR
313°